

**6/4/2009 - 6/29/2009**

---

**Device Settings**

Therapy Mode: CPAP

Set Pressure: 7.0 cmH2O

EPR Mode: FULLTIME

EPR Level: 3.0 cmH2O

---

**Pressure - cmH2O**

Median: 4.6

Maximum: 7.0

---

**Leak - L/min**

Median: 0.0

95th Percentile: 3.6

Maximum: 21.6

---

**AHI & AI - Events/hr**

Apnea index: 2.5

AHI: 5.6

% Time in Apnea: 1.2

Hypopnea index: 3.1

---

**Usage**

Used Days >= 4 hrs : 23

Used Days < 4 hrs : 2

% Used Days >= 4 hrs : 88

Days not used: 1

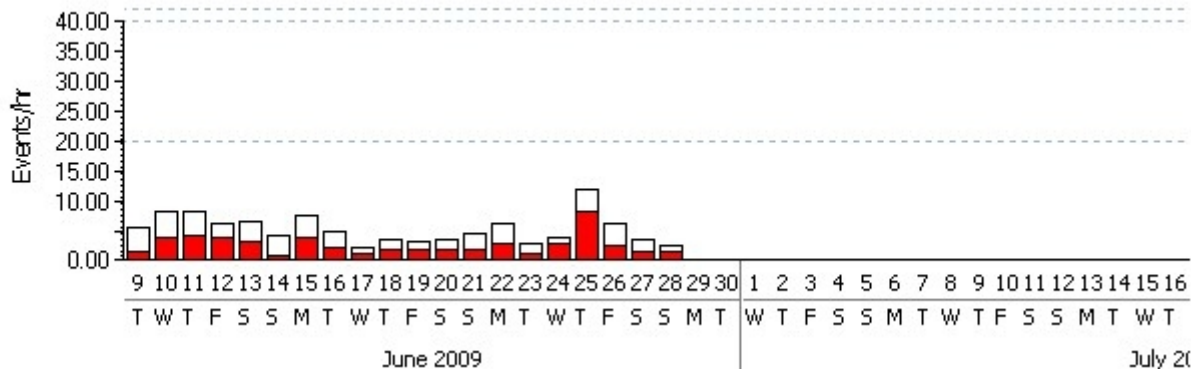
Total days: 26

Median daily usage: 7:31

Total hours used: 173:53

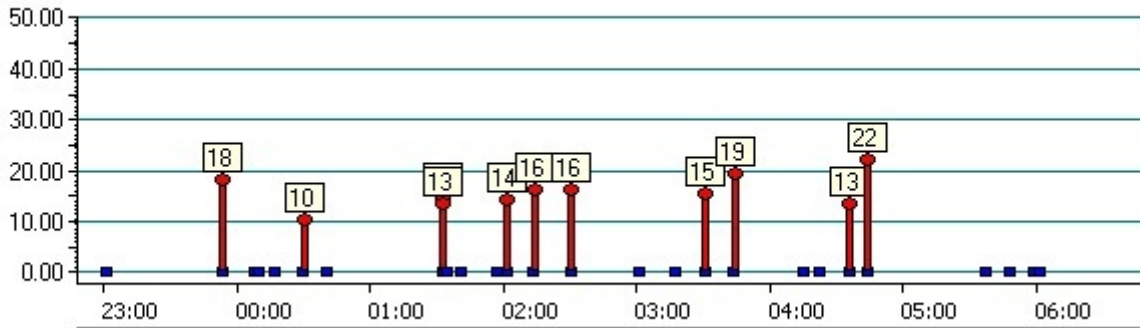
Average daily usage: 6:41

## AHI &amp; AI



# Events

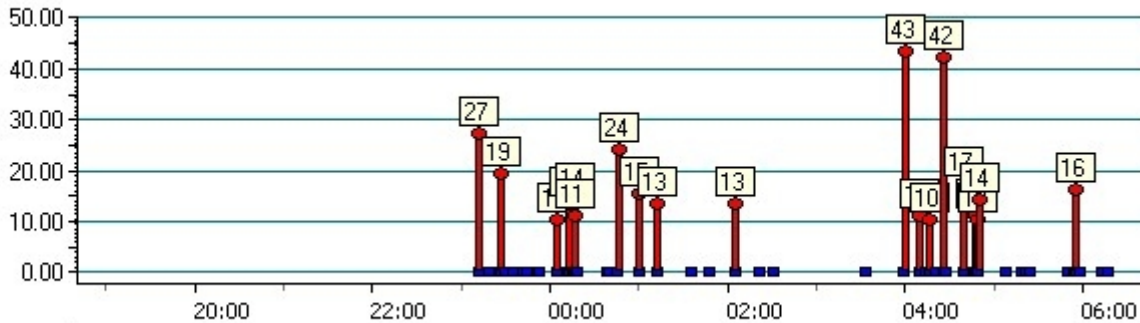
Apnea  
Hypopnea



Sunday, 28 June 2009

# Events

Apnea  
Hypopnea



Friday, 26 June 2009